
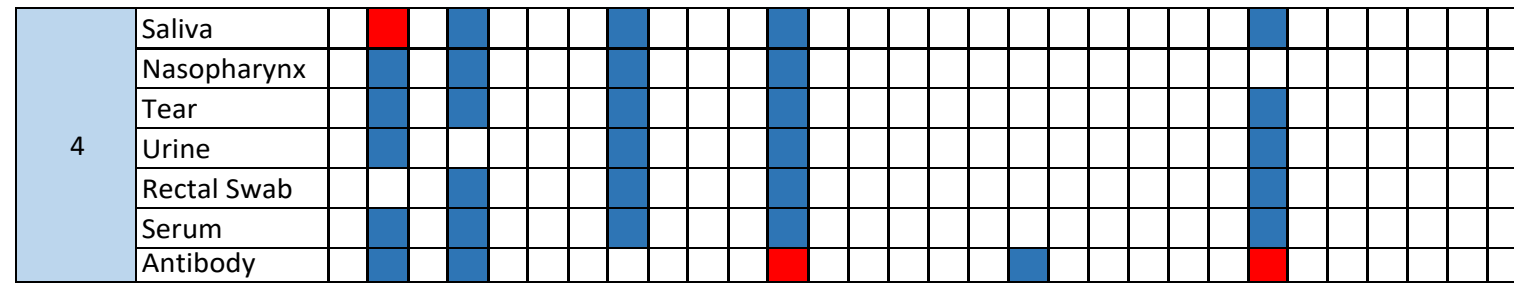
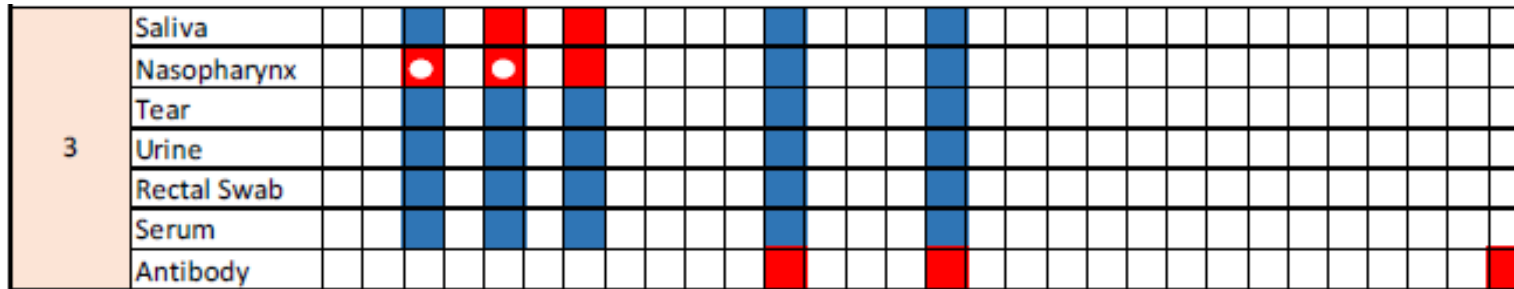


## **SUPPLEMENTARY MATERIAL**


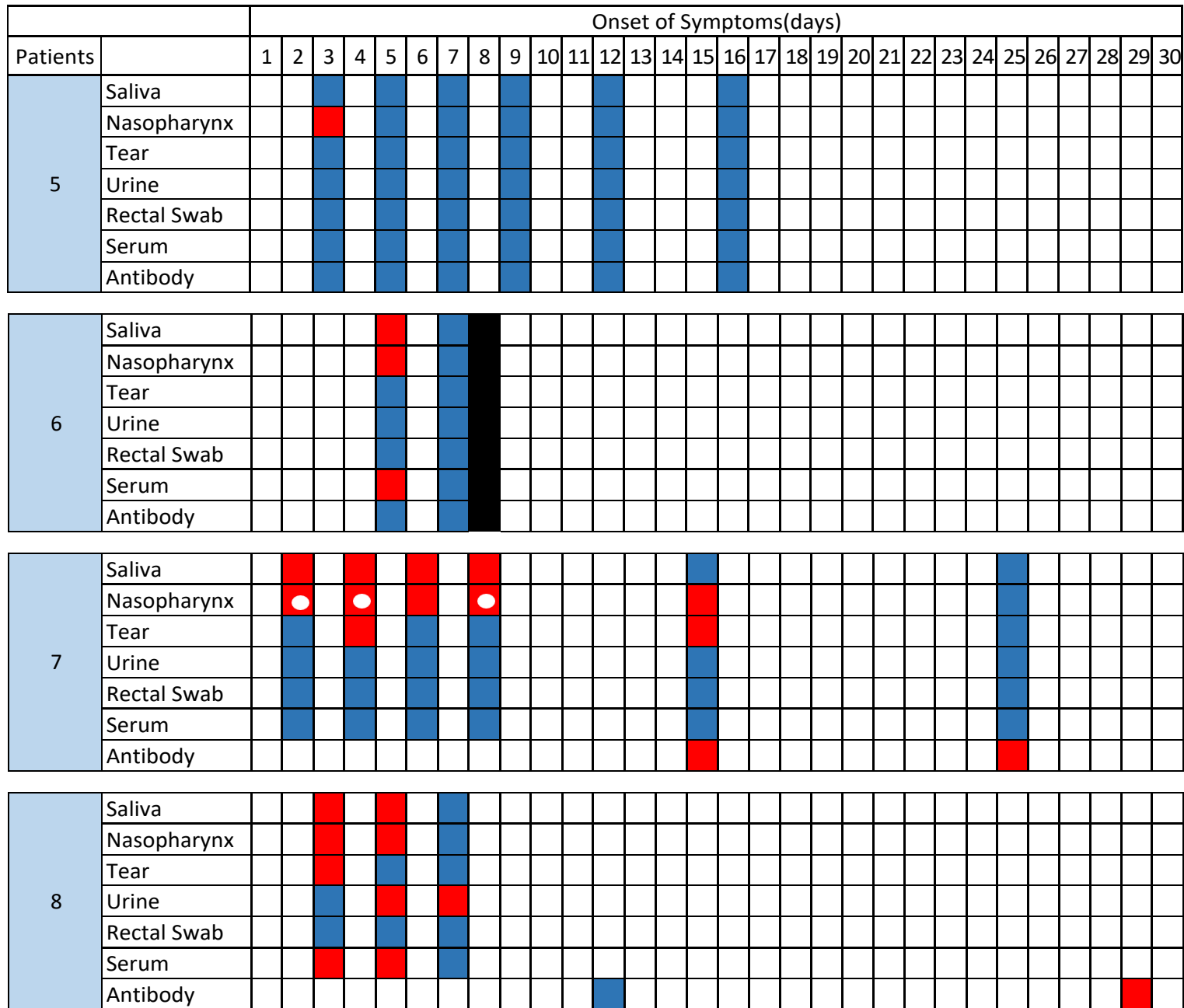
		Onset of Symptoms(days)																													
Patients		1	2	3	4	5	6	7	8	9	10	11	12	13	14	15	16	17	18	19	20	21	22	23	24	25	26	27	28	29	30
1	Saliva	positive		positive		negative		negative			negative				negative										negative						
	Nasopharynx	positive		negative		negative		negative			negative				positive										negative						
	Tear	negative		negative		negative		negative			negative				negative										negative						
	Urine	negative		negative		negative		negative			negative				negative										negative						
	Rectal Swab	negative		negative		negative		negative			negative				negative										negative						
	Serum	negative		negative		negative		negative			negative				negative										negative						
	Antibody	negative		negative		negative		negative			negative				negative										negative						
2	Saliva					negative		negative		negative		ex																			
	Nasopharynx					positive		negative		negative		ex																			
	Tear					negative		negative		negative		ex																			
	Urine					negative		negative		negative		ex																			
	Rectal Swab					negative		negative		negative		ex																			
	Serum					negative		negative		negative		ex																			
	Antibody					negative		negative		negative		ex																			




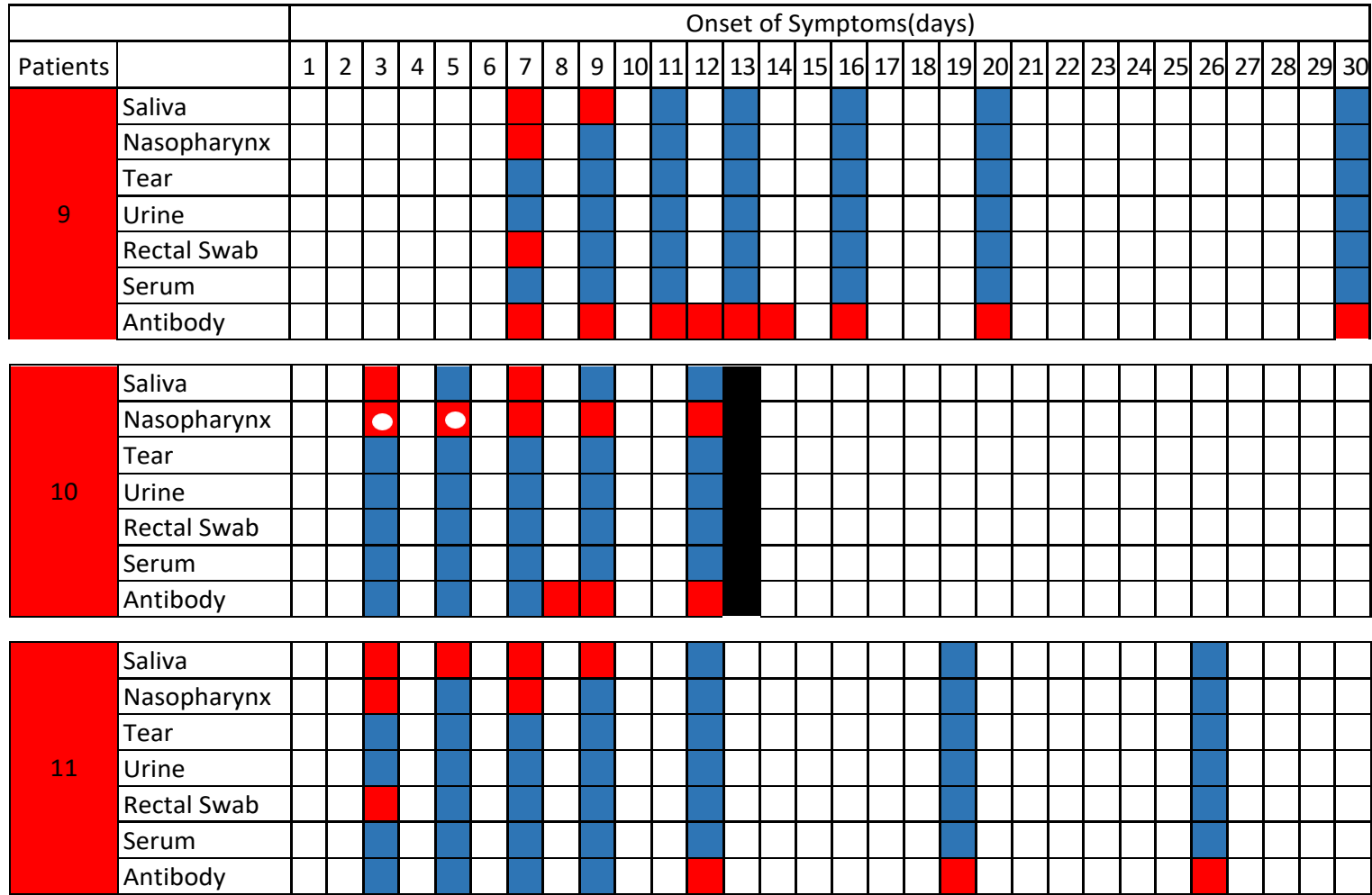
**Supplementary Figure 1.** Viral RNA and viral culture positivity of adults (A) and children (B)



Supplementary Figure 1. Viral RNA and viral culture positivity of adults (A) and children (B)



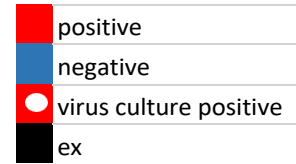
Supplementary Figure 1. Viral RNA and viral culture positivity of adults (A) and children (B)



Supplementary Figure 1. Viral RNA and viral culture positivity of adults (A) and children (B)

**B**

		Onset of Symptoms(days)																		
Patients		1	2	3	4	5	6	7	8	9	10	11	12	13	14	15	16	17	18	19
12	Saliva								■					■						
	Nasopharynx			■					■					■						
	Tear								■					■						
	Urine								■					■						
	Rectal Swab								■					■						
	Serum								■					■						
	Antibody								■					■						



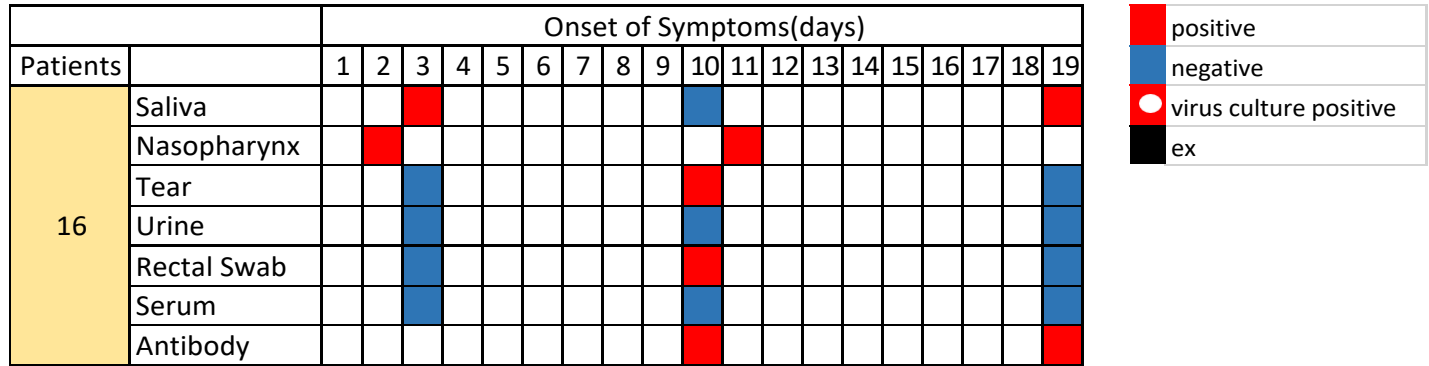
13	Saliva					■						■								
	Nasopharynx					■						■								
	Tear					■						■								
	Urine					■						■								
	Rectal Swab					■						■								
	Serum					■						■								
	Antibody					■		■		■	■	■	■							

14	Saliva					■					■									■
	Nasopharynx				■	■														
	Tear					■						■								
	Urine					■						■								
	Rectal Swab					■						■								
	Serum					■						■								
	Antibody										■								■	

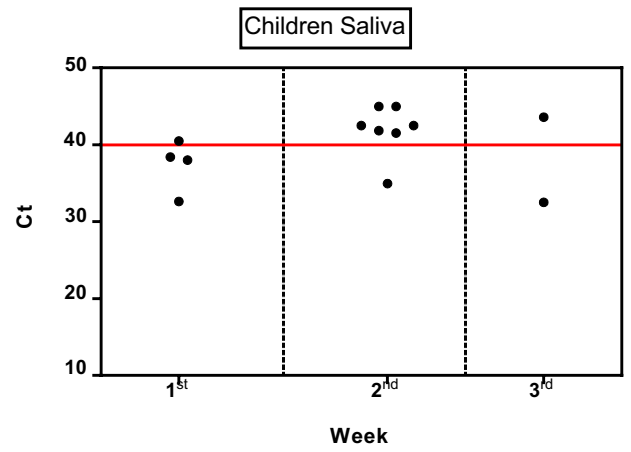
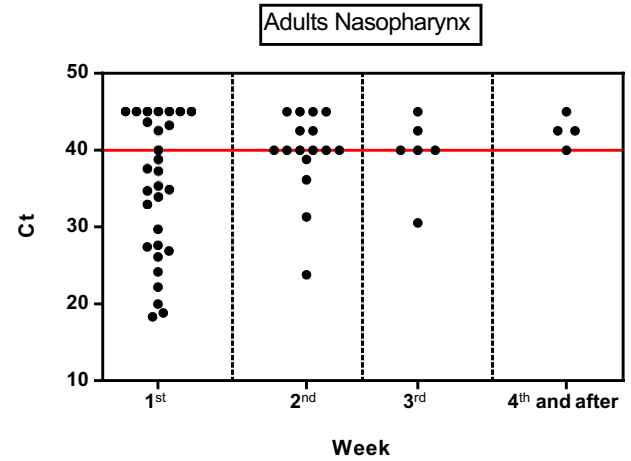
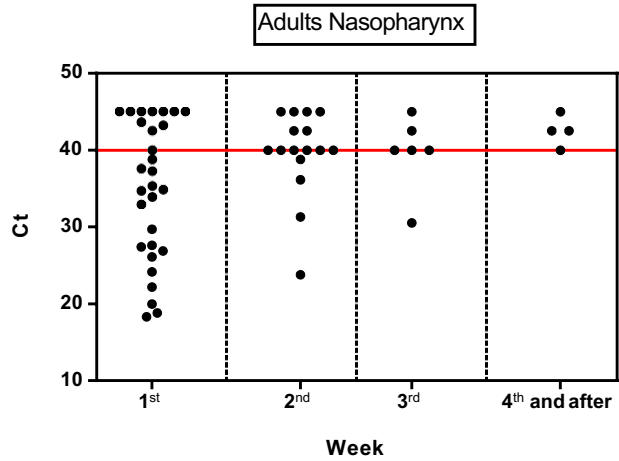
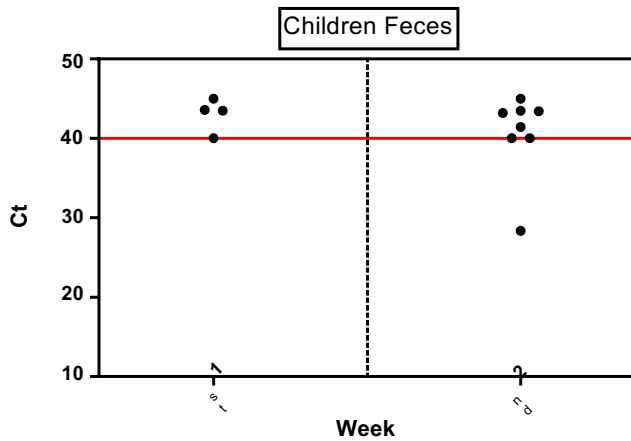
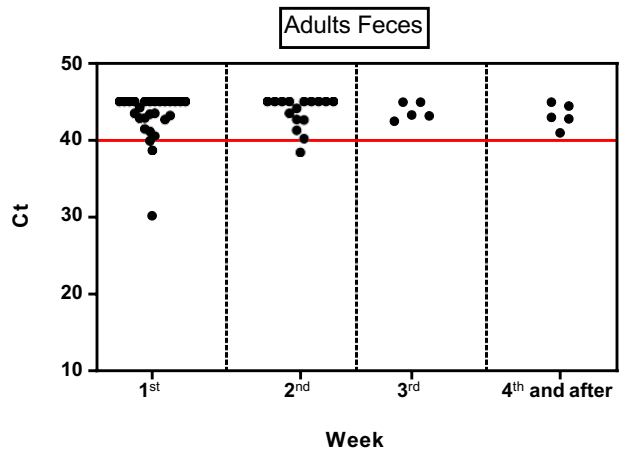
15	Saliva			■					■					■						
	Nasopharynx		■						■											
	Tear			■					■					■						
	Urine			■					■					■						
	Rectal Swab			■					■					■						
	Serum			■					■					■						
	Antibody				■				■					■						

**Supplementary Figure 1.** Viral RNA and viral culture positivity of adults (A) and children (B)

**B**



**Supplementary Figure 1.** Viral RNA and viral culture positivity of adults (A) and children (B)

**A****B****C**

Supplementary Figure 2. Ct values of saliva (A), nasopharyngeal (B) and feces (C) samples in adults and children